

NEO | M-Line | F-Line | TITAN | PLATIN  
P1-2024

# *MODELS 2024* **TECHNICAL DATA**



**FRANKIA**

FRANKIA NEO

# See for yourself!

## Highlights of the FRANKIA NEO

The FRANKIA NEO knows the way: It's all about innovative light-weight design with a total weight of 3.5 or 4.5 t and an agile length of under 7 m. The Sprinter by Mercedes-Benz provides a great base with powerful front wheel drive.



## Priority No. 1: Setting new standards

Never rest, push the limits, create something new – this has always been the spirit that connects FRANKIA and Mercedes-Benz. 50 years ago, today and tomorrow.



## Get out there, no matter when

Perfect for winter travel: New ThermoProtect wall structure made of high-quality aluminium alloy, durable GFRP roof and heated double floor



## Luckily you discovered the NEO formula

Exceptional spaciousness + lightness + class = NEO! It's that easy with 2 m of headroom and high-quality light-weight design according to FRANKIA standards



### It suits me

Now, in addition to the MT / MI 7 GDK with single beds, the NEO is also available as an MT / MI 7 BD model – with transverse bed in the rear and spacious seating area. Both are equipped with a large kitchen and 84 l refrigerator as standard.



### Everything's so easy

Packing was never easier: Innovative Smart-Load system by FRANKIA (optional) – with extra-large tailgate, lowered rear storage compartment and front load-through storage in the double floor



### Everything's so practical

With Light Wing lighting (optional), multifunctional features in the bathroom, driver assistance systems such as Crosswind Assist and Keyless Start, self-retracting cable reel (optional) and much more



### There's so much space

Full-length double floor with 20 to 40 cm height thanks to special AL-KO frame, large rear storage compartment with 1.20 m height, loads of storage space in the interior

**LOW-PROFILE****MT 7 GDK NEO**

Sprinter 415, 150 hp, Euro VI, 3.5 t

Sprinter 415, 150 hp, Euro VI, 4.5 t

**MT 7 BD NEO**

Sprinter 415, 150 hp, Euro VI, 3.5 t

Sprinter 415, 150 hp, Euro VI, 4.5 t

**LOW-PROFILE****MT 7 GDK NEO BLACK LINE**

Sprinter 415, 150 hp, Euro VI, 3.5 t

Sprinter 415, 150 hp, Euro VI, 4.5 t

**MT 7 BD NEO BLACK LINE**

Sprinter 415, 150 hp, Euro VI, 3.5 t

Sprinter 415, 150 hp, Euro VI, 4.5 t

**A-CLASS****MI 7 GDK NEO**

Sprinter 415, 150 hp, Euro VI, 3.5 t

Sprinter 415, 150 hp, Euro VI, 4.5 t

**MI 7 BD NEO**

Sprinter 415, 150 hp, Euro VI, 3.5 t

Sprinter 415, 150 hp, Euro VI, 4.5 t

**BASIC VEHICLE (STANDARD)**

Chassis

Cylinder / cubic capacity, ccm

Performance, kW / hp

Tank volume diesel, l

Wheel base, mm

**DIMENSIONS**

Total length, cm

Total width, cm

Total height, cm

Headroom, cm

**WEIGHT SPECIFICATIONS 3.5 T**

Mass when ready for driving, kg

Max. perm. total mass, kg

Payload, kg

Trailer load braked / unbraked, kg

Max. perm. mass of the combination, kg

**WEIGHT SPECIFICATIONS 4.5 T**

Mass when ready for driving, kg

Max. perm. total mass, kg

Payload, kg

Trailer load braked / unbraked, kg

Max. perm. mass of the combination, kg

**CONFIGURATION**

Fresh / waste water tank, approx., l

Battery capacity, Ah (20 h)

Refrigerator volume, approx., l

Heating



Mercedes-Benz

MT 7 GDK NEO		MI 7 GDK NEO		MT 7 BD NEO		MI 7 BD NEO		MT 7 GDK NEO		MT 7 BD NEO	
								BLACK LINE		BLACK LINE	
Sprinter 415		Sprinter 415		Sprinter 415		Sprinter 415		Sprinter 415		Sprinter 415	
Mercedes-Benz		Mercedes-Benz		Mercedes-Benz		Mercedes-Benz		Mercedes-Benz		Mercedes-Benz	
4 / 1,950		4 / 1,950		4 / 1,950		4 / 1,950		4 / 1,950		4 / 1,950	
110 / 150		110 / 150		110 / 150		110 / 150		110 / 150		110 / 150	
65		65		65		65		92		92	
3,800		3,800		3,800		3,800		3,800		3,800	
Low-Profile		A-Class		Low-Profile		A-Class		Low-Profile		Low-Profile	
699		706		682		688		699		682	
224		224		224		224		224		224	
296		296		296		296		296		296	
200		200		200		200		200		200	
Low-Profile		A-Class		Low-Profile		A-Class		Low-Profile		Low-Profile	
2,923 <sup>1</sup>		3,021 <sup>1</sup>		2,870 <sup>1</sup>		2,968 <sup>1</sup>		2,976 <sup>1</sup>		2,923 <sup>1</sup>	
3,500		3,500		3,500		3,500		3,500		3,500	
577		479		630		532		524		577	
2,000 <sup>2</sup> / 750 <sup>2</sup>		2,000 <sup>2</sup> / 750 <sup>2</sup>		2,000 <sup>2</sup> / 750 <sup>2</sup>		2,000 <sup>2</sup> / 750 <sup>2</sup>		2,000 <sup>2</sup> / 750 <sup>2</sup>		2,000 <sup>2</sup> / 750 <sup>2</sup>	
5,500		5,500		5,500		5,500		5,500		5,500	
Low-Profile		A-Class		Low-Profile		A-Class		Low-Profile		Low-Profile	
2,923 <sup>1</sup>		3,021 <sup>1</sup>		2,870 <sup>1</sup>		2,968 <sup>1</sup>		2,976 <sup>1</sup>		2,923 <sup>1</sup>	
4,500		4,500		4,500		4,500		4,500		4,500	
1,577		1,479		1,630		1,532		1,524		1,577	
2,000 <sup>2</sup> / 750 <sup>2</sup>		2,000 <sup>2</sup> / 750 <sup>2</sup>		2,000 <sup>2</sup> / 750 <sup>2</sup>		2,000 <sup>2</sup> / 750 <sup>2</sup>		2,000 <sup>2</sup> / 750 <sup>2</sup>		2,000 <sup>2</sup> / 750 <sup>2</sup>	
5,880		5,880		5,880		5,880		5,880		5,880	
125 <sup>3</sup> (20 l drive load) <sup>4</sup> / 100		125 <sup>3</sup> (20 l drive load) <sup>4</sup> / 100		125 <sup>3</sup> (20 l drive load) <sup>4</sup> / 100		125 <sup>3</sup> (20 l drive load) <sup>4</sup> / 100		125 <sup>3</sup> (20 l drive load) <sup>4</sup> / 100		125 <sup>3</sup> (20 l drive load) <sup>4</sup> / 100	
1 x 95 AGM		1 x 95 AGM		1 x 95 AGM		1 x 95 AGM		1 x 100 LiFePO4		1 x 100 LiFePO4	
84		84		84		84		84		84	
Truma Combi CP Plus		Truma Combi CP Plus		Truma Combi CP Plus		Truma Combi CP Plus		Truma Combi CP Plus		Truma Combi CP Plus	

1) The vehicle mass when ready for driving has been determined in accordance with Reg (EU) 1230/2012, but reflecting the drive load of the fresh water tank (see Fn. 3 and 4) and one aluminium gas bottle (11 kg)

2) Trailer load may vary depending on the configuration selected

3) Possible with the appropriate setting of the valve on the fresh water tank: max. 125 l

4) Capacity of the fresh water tank acc. to Ann. V, part A, para. 2.6 Fn. (H) Reg (EU) 1230/2012, considering the 20 l drive load

**General note**

Information on weights and dimensions are implemented in accordance with Reg (EU) 1230/2012 provided that the catalogue including technical data and price list contains no contrary information.

# Standard equipment

FRANKIA NEO	MT/MI 7 GDK NEO	MT/MI 7 BD NEO
<b>Chassis Mercedes-Benz Sprinter</b>		
Driver and passenger airbag	■	■
150 hp EURO VI BlueTec engine	■	■
Keyless Start	■	■
Crosswind Assist	■	■
6-speed manual gearbox	■	■
65 l diesel tank	■	■
Automatic headlight control	■	■
Daytime running lights	■	■
More powerful alternator	■	■
Heated side mirrors with power adjustment	■	■
Power windows and locks for driver's cab	■	■
Driver and passenger side cup holders	■	■
Original 16" complete wheel covers	■	■
Increased load for front axle	■	■
Height and tilt adjustable steering wheel	■	■
Hinged lid for storage compartment	■	■
Mercedes-Benz noise reduction measures: Engine compartment insulation and underbody panelling	■	■
Auxiliary air heater	■	■
<b>Body</b>		
Unique FRANKIA ThermoProtect wall structure including 7-year water ingress warranty and hail resistant GRP roof	■	■
Tenorite Grey (MT)	■	■
Bumper in body colour (MT)	■	■
Side locker on right side of vehicle (MT), MI in white	■	■
Unique AL-KO low-frame with standard load-through design (depending on the layout)	■	■
Completely stepless, heated double floor with a height of at least 200 mm	■	■
Vehicle rear featuring automotive design with dynamic blinkers standard	■	■
<b>Storage space   Windows   Doors</b>		
Privacy screen	■	■
Storage space lighting under seating area	■	■

FRANKIA NEO	MT/MI 7 GDK NEO	MT/MI 7 BD NEO
<b>Electrical systems</b>		
1 x 95 Ah AGM battery with 22 A charger	■	■
LED reading lamps	■	■
2 x 230 V sockets	■	■
3 x USB sockets	■	■
<b>Multimedia   Radio   Satellite system</b>		
Radio preparation incl. roof antenna	□	□
High-quality roof combination antenna FM/DAB+/Ghp	□	□
<b>Exterior wall colours</b>		
Driver's cab features contrast paintwork in Tenorite Metallic	■	■
<b>Upholstery   Cushions</b>		
Wood decor in Manhattan/White	■	■
Floor with wood decor in Anthracite	■	■
Housing recommendation Manhattan/White, Visby/White = surcharge	■	■
Fabric combination of your choice from the cover fabrics of the NEO living worlds: Special equipment against surcharge	■	■
<b>Rear storage compartments   Bike mounts</b>		
Rear storage compartment with an interior locker of 1.20 m, rear flap and ground level flap on right side	■	■
<b>Washroom   Water supply</b>		
Approx. 125 l fresh water tank incl. 20 l drive load	■	■
Approx. 100 l waste water tank	■	■
Fresh water filler neck in separate flap	■	■
Spacious combo washroom incl. pull-out, gas pressure spring supported bench toilet	■	■
Pull-out sink in washroom	■	■
<b>Air conditioning   Heating</b>		
Truma Combi 6 heating incl. CP Plus control	■	■
<b>Kitchen   Refrigerator   Hob</b>		
Compressor refrigerator	■	■
FRANKIA MaxiFlex kitchen for 3.5 t vehicles	■	■

# On Top

FRANKIA NEO BLACK LINE

## Additional equipment



FRANKIA NEO BLACK LINE BLACK LINE EQUIPMENT ONLY FOR LOW-PROFILE	MT 7 GDK NEO BLACK LINE	MT 7 BD NEO BLACK LINE
<b>Chassis pack for NEO BLACK LINE</b>		
Semi-automatic climate control	■	■
Cruise control inclusive steering wheel multifunction buttons	■	■
Reinforced front axle	■	■
ECO start/stop function	■	■
Leather steering wheel	■	■
Insulated driver's cab	■	■
Electric parking brake	■	■
Wet Wiper System and rain sensor	■	■
Heat-insulating glass with band filter on windscreen	■	■
High-beam assist	■	■
Lane departure warning system	■	■
Attention Assist	■	■
Fuel tank 92 l	■	■
Mercedes MBUX 10.25 inch multimedia system with DAB+ radio and navigation	■	■
FRANKIA Smart-Load Pack	■	■
Rear storage compartment with an interior height of 1.20 m, rear flap and ground level flap on right side	■	■
Rear view camera	■	■
Duo Control for gas cylinders	■	■
Solar panel 115 W	■	■
LiFePO4 battery 100 Ah	■	■
Socket pack	■	■
Emergency bed	■	■
Driver's cabin Obsidianblack metallic (Original Mercedes-Benz)	■	■
Exclusive BLACK LINE design on the outside	■	■
16 inch black alloy wheels (Mercedes-Benz original)	■	■
Interior in Visby White with an exclusive leather microfiber combination in anthrazite	■	■
FRANKIA Light Wing lighting in front	■	■
LED dimmable ambient lighting	■	■

■ Standard equipment   □ Optional against surcharge   - not possible





FRANKIA M-LINE

# *Trendsetting, thrilling, modern*

## **Highlights of the FRANKIA M-Line**

FRANKIA makes the Mercedes-Benz star shine bright like never before: From the lightweight 3.5 t Low-Profile (FRANKIA NEO) and the FRANKIA M-Line A-Class premium liner to the fully equipped FRANKIA PLATIN luxury model.



## **Strong partners, new horizons**

Never rest, continue to improve, set new benchmarks – this has always been the spirit that connects FRANKIA and Mercedes-Benz. 50 years ago, today and tomorrow.



## **One-of-a-kind model, luxury for two**

FRANKIA exclusive: 5.5 t Low-Profile on a Mercedes-Benz platform – with gigantic panoramic roof, compartments all the way to the front of the vehicle, separate twin beds and a large seating group



## **Larger seating area, ideal for large groups**

Only FRANKIA has it: Great round seating group meets Mercedes-Benz in the I 7400 PLUS, open floor plan for loft-like charm, sleep lengthwise and the power drop-down bed



### Powerful base, dynamic driving pleasure

Powerful rear-wheel drive with great traction, FSD technology, infotainment with MBUX, innovative driver assistance systems (optional)



### Maximum space, more out of life

Unbelievably spacious with 2.03 m of headroom in the light-flooded interior, completely stepless double floor, clever storage solutions in every corner – inside and out



### Smart details, high-end comfort


Central supply system with self-retracting cable, up to 160 l fresh water tank, Thermo Guard Plus wall structure, Alde Compact hot water heating system – perfect for winter travel, too



### Unique lightness, innovative vehicle

FRANKIA M-Line NEO: 3.5 t vehicle with impressive payload, powerful front wheel drive, premium storage space with Smart-Load concept, now with lengthwise or crosswise bed (new)

## A-CLASS 7400



I 7400 GD

Sprinter 515, 150 hp, Euro VI, 5.5 t



I 7400 PLUS

Sprinter 515, 150 hp, Euro VI, 5.5 t

## LOW-PROFILE 7400



T 7400 GD

Sprinter 515, 150 hp, Euro VI, 5.5 t





7400

7400

<b>BASIC VEHICLE (STANDARD)</b>	<b>Sprinter 515</b>	<b>Sprinter 515</b>
Chassis	Mercedes-Benz	Mercedes-Benz
Cylinder / cubic capacity, ccm	4 / 1,950	4 / 1,950
Performance, kW / hp	110 / 150	110 / 150
Tank volume diesel, l	71	71
Wheel base, mm	4,325	4,325
<b>DIMENSIONS</b>	<b>A-Class</b>	<b>Low-Profile</b>
Total length, cm	776	768
Total width, cm	230	230
Total height, cm	309	309
Headroom, cm	203	203
<b>WEIGHT SPECIFICATIONS 5.5 T</b>	<b>A-Class</b>	<b>Low-Profile</b>
Mass when ready for driving, kg	3,957 <sup>1</sup>	3,847 <sup>1</sup>
Max. perm. total mass, kg	5,500	5,500
Payload, kg	1,543	1,653
Trailer load braked / unbraked, kg	1,950 <sup>2</sup> / 750 <sup>2</sup>	1,950 <sup>2</sup> / 750 <sup>2</sup>
Max. perm. mass of the combination, kg	7,000	7,000
<b>CONFIGURATION</b>		
Fresh / waste water tank, approx., l	160 <sup>4</sup> (50 l drive load) <sup>3</sup> / 130 7400 PLUS: 150 <sup>4</sup> (50 l drive load) <sup>3</sup> / 130	160 <sup>4</sup> (50 l drive load) <sup>3</sup> / 130
Battery capacity, Ah (20 h)	2 x 95 AGM	2 x 95 AGM
Refrigerator volume, approx., l	118 + 29	118 + 29
Heating	Alde WW-heating	Alde WW-heating

1) Die Masse im fahrbereiten Zustand wurde gemäß VO (EU) 1230/2012, aber unter Berücksichtigung der Fahrbefüllung des Frischwassertanks (vgl. Fn. 3 und 4) und einer Alugasflasche (11 kg) ermittelt

2) Anhängelast kann je nach gewählter Ausstattung variieren

3) Fassungsvermögen des Frischwassertanks i. S. d. Anh. V, Teil A, Ziff. 2.6 FN. (h)VO (EU) 1230/2012, unter Berücksichtigung der Fahrbegrenzung 50 l Fahrbefüllung

4) Möglich bei entsprechender Einstellung des Ventils am Frischwassertank: max. 160 Liter (l 7400 PLUS: max. 150 Liter)

#### Allgemeiner Hinweis

Angaben zu Massen und Gewichten erfolgen gemäß VO (EU) 1230/2012, sofern der Katalog einschließlich Technischer Daten und Preisliste keine abweichenden Angaben beinhaltet.

# Standard equipment



FRANKIA M-LINE	7400 LUXURY
<b>Chassis Mercedes-Benz Sprinter</b>	
Driver and passenger airbag	■
150 hp EURO VI BlueTec engine	■
Antilock braking system (ABS)	■
Traction control system (ASR)	■
Electronic brakeforce distribution (EBD)	■
Electronic stability control (ESP)	■
71 litres diesel tank	■
Manual gearbox	■
Semi-automatic climate control	■
Cruise control	■
200 A alternator	■
5.5 t technically permissible gross weight	■
Steering wheel adjustable in height and depth	■
Electrical auxiliary chassis heater for faster heating of the interior	■
LED high beam and blinker for A-Class	■
Original Mercedes-Benz elevated frame	■
<b>Body</b>	
Thermo Guard Plus side walls with 7-year water ingress warranty	■
GRP gelcoat white - hail resistant	■
Heated double floor with approx. 126/348 mm height	■
Central locking for body door and driver's door via original vehicle key	■
Manual rear supports (n/a if optional air suspension ordered)	■
Power darkening blind instead of manual darkening blind (for A-Class)	■
<b>Storage space   Windows   Doors</b>	
Storage spaces with LED lighting	■
Storage space lighting underneath the seating area	■
Seitz S7 windows with tinted panes, fly screen and blind, installed flush with the wall	■
Central supply system with water drum and self-retracting cable reel with 15 m of cable	■
Fly screen integrated in the door frame and all roof hatches	■

FRANKIA M-LINE	7400 LUXURY
<b>Beds</b>	
Drop-down bed with power adjustment (for A-Class)	■
<b>Electrical systems</b>	
2 x 95 Ah AGM battery	■
2 x 22 A charger	■
CBE BUS control panel with LCD screen	■
LED awning light with separate switchable motion sensor	■
LED dimmable ambient lighting	■
LED dimmable spot lights	■
LED reading lights	■
4x 230 V sockets	■
3x USB sockets (4x for A-Class with drop-down bed)	■
230 V socket in side rear storage compartment (right side)	■
12 V socket in side rear storage compartment (right side)	■
<b>Multimedia   Radio   Satellite system</b>	
Car radio ready	<input type="checkbox"/>
High-quality roof combination antenna UKW/DAB+/Ghp	<input type="checkbox"/>
<b>Upholstery   Cushions</b>	
Selection of wood/fabric combinations from six different design options	■
<b>Rear storage compartments   Bike mounts</b>	
Lashing rail system (for high rear storage compartments)	■
<b>Washroom   Water supply</b>	
Approx. 160-litre fresh water tank (I 7400 PLUS: approx. 150 litre) including adjustable 50-litre drive load	■
Approx. 130-litre waste water tank	■
Ceramic toilet	■
Second Thetford cassette	■
<b>Air conditioning   Heating</b>	
Alde Compact hot water heating system	■
<b>Kitchen   Refrigerator   Hob</b>	
FRANKIA MaxiFlex kitchen: Uniquely functional modular kitchen featuring a high-end HPL worktop with expandable surface	■
TecTower 10, opening on both sides	■

# Enjoy great freedom with Fiat-Ducato

## Highlights of the FRANKIA F-Line

The FRANKIA F-Line offers fascinating configuration options that are only possible on a Fiat Ducato platform in combination with an AL-KO low-frame. A-Class or Coachbuilt, custom compact or luxury liner – choose between 11 unique floor plans with a length of 6.5 to 8.5 metres.



## Breaking new ground with strong partners

Never rest, continue to improve, create something special – this has always been our aim with FRANKIA models on a Fiat Ducato platform with an AL-KO low frame. 37 years ago, today and tomorrow.



## PLUS more: The FRANKIA floor plans are one of a kind in all respects

The popular and spacious FRANKIA round seating group comes in two different shapes and lengths in four F-Line floor plans (A-Class or Coachbuilt)



## The right equipment for every season

Fully insulated Thermo Guard Plus wall structure with 7-year warranty, Alde Compact hot water heating system, full-length, heated double floor with an approx. 350 mm height





**The ideal basis to experience a new level of driving pleasure**

New cockpit with state-of-the-art assistance systems, up to 90 l diesel tank, 9-speed automatic gearbox (all optional), eco-friendly AdBlue Technology



**Sophisticated features standard – very FRANKIA**

Stepless interior with over 2 m of headroom, double floor accessible from the interior, extra-large windows, FRANKIA central supply system, XL rear storage compartment with a height of up to 1.24 m and much more



**Between waves and birdsong**

Unforgettable: Stay a while and enjoy the sound of nature. Spend your free time your way – in the FRANKIA Coachbuilt. You have plenty of space here, even to sleep lengthwise.



**The best short cut since the launch of the F-Line**

Short but sweet: The I 680 SG with fully converted rear and the I 640 SD with large spa-like bathroom crosswise in the back




### A-CLASS 640



I 640 SD

Ducato 40 H, 180 hp, AL-KO low-frame, Euro VI, 4.5 t

### A-CLASS 680



I 680 SG

Ducato 40 H, 180 hp, AL-KO low-frame, Euro VI, 4.5 t



I 680 PLUS

Ducato 40 H, 180 hp, AL-KO low-frame, Euro VI, 4.5 t

### A-CLASS 740



I 740 GD

Ducato 40 H, 180 hp, AL-KO low-frame, Euro VI, 4.5 t



I 740 PLUS

Ducato 40 H, 180 hp, AL-KO low-frame, Euro VI, 4.5 t



I 740 BD

Ducato 40 H, 180 hp, AL-KO low-frame, Euro VI, 4.5 t

### A-CLASS 790



I 790 GD

Ducato 40 H, 180 hp, AL-KO low-frame, Euro VI, 5.5 t



I 790 QD

Ducato 40 H, 180 hp, AL-KO low-frame, Euro VI, 5.5 t

### A-CLASS 840



I 840 GD

Ducato 40 H, 180 hp, AL-KO low-frame, Euro VI, 5.5 t



I 840 QD

Ducato 40 H, 180 hp, AL-KO low-frame, Euro VI, 5.5 t

## COACHBUILT 680



### A 680 PLUS

Ducato 40 H, 180 hp, AL-KO low-frame, Euro VI, 4.5 t

## COACHBUILT 740



### A 740 PLUS

Ducato 40 H, 180 hp, AL-KO low-frame, Euro VI, 4.5 t





640

BASIC VEHICLE (STANDARD)	Ducato 40 H
Chassis / Low-frame chassis	Fiat / AL-KO
Cylinder / cubic capacity, ccm	4 / 2,200
Performance, kW / hp	132 / 180
Tank volume diesel, l	90
Wheel base, mm	3,980
DIMENSIONS	A-Class
Total length, cm	645
Total width, cm	230
Total height, cm	311
Headroom, cm	203
WEIGHT SPECIFICATIONS 40 H 4.5 T	A-Class
Mass when ready for driving, kg	3,190 <sup>1</sup>
Max. perm. total mass, kg	4,500
Payload, kg	1,310
Trailer load braked / unbraked, kg	2,000 <sup>2</sup> / 750 <sup>2</sup>
Max. perm. mass of the combination, kg	6,000
WEIGHT SPECIFICATIONS DUCATO 40 H / TANDEM 5.5 T	
Mass when ready for driving, kg	-
Max. perm. total mass, kg	-
Payload, kg	-
Trailer load braked / unbraked, kg	-
Max. perm. mass of the combination, kg	-
CONFIGURATION	
Fresh water tank / waste water tank approx., l	150 <sup>4</sup> (50 l drive load) <sup>3</sup> / 130
Battery capacity, Ah (20 h), AGM	1 x 95
Refrigerator volume approx., l	118 + 29
Heating	Truma Combi CP Plus

1) The vehicle mass when ready for driving has been determined in accordance with Reg (EU) 1230/2012, but reflecting the drive load of the fresh water tank (see Fn. 3 and 4) and one aluminium gas bottle (11 kg)

2) Trailer load may vary depending on the configuration selected

3) Capacity of the fresh water tank acc. to Ann. V, part A, para. 2.6 Fn. (H) Reg (EU) 1230/2012, considering the 50 l drive load

4) Possible with the appropriate setting of the valve on the fresh water tank: max. 150 l

680		740		790		840	
<b>Ducato 40 H</b>		<b>Ducato 40 H</b>		<b>Ducato 40 H</b>		<b>Ducato 40 H</b>	
Fiat / AL-KO		Fiat / AL-KO		Fiat / AL-KO		Fiat / AL-KO	
4 / 2,200		4 / 2,200		4 / 2,200		4 / 2,200	
132 / 180		132 / 180		132 / 180		132 / 180	
90		90		90		90	
3,980 (PLUS 4,025)		4,325		3,760 + 800		4,350 + 800	
<b>Coachbuilt</b>	<b>A-Class</b>	<b>Coachbuilt</b>	<b>A-Class</b>	<b>A-Class</b>	<b>A-Class</b>	<b>A-Class</b>	<b>A-Class</b>
706	708 (SG 698)	752	754	786		846	
230	230	230	230	230		230	
322	311	322	311	311		311	
203	203	203	203	203		203	
<b>Coachbuilt</b>	<b>A-Class</b>	<b>Coachbuilt</b>	<b>A-Class</b>				
3,370 <sup>1</sup>	3,390 <sup>1</sup>	3,450 <sup>1</sup>	3,470 <sup>1</sup>	-		-	
4,500	4,500	4,500	4,500	-		-	
1,130	1,110	1,050	1,030	-		-	
2,000 <sup>2</sup> / 750 <sup>2</sup>	2,000 <sup>2</sup> / 750 <sup>2</sup>	2,000 <sup>2</sup> / 750 <sup>2</sup>	2,000 <sup>2</sup> / 750 <sup>2</sup>	-		-	
6,000	6,000	6,000	6,000	-		-	
				<b>A-Class</b>		<b>A-Class</b>	
-	-	-	-	3,760 <sup>1</sup>		3,860 <sup>1</sup>	
-	-	-	-	5,500		5,500	
-	-	-	-	1,740		1,640	
-	-	-	-	1,500 <sup>2</sup> / 0 <sup>2</sup>		1,500 <sup>2</sup> / 0 <sup>2</sup>	
-	-	-	-	6,000		6,000	
150 <sup>4</sup> (50 l drive load) <sup>3</sup> / 130	150 <sup>4</sup> (50 l drive load) <sup>3</sup> / 130	150 <sup>4</sup> (50 l drive load) <sup>3</sup> / 130	150 <sup>4</sup> (50 l drive load) <sup>3</sup> / 130	150 <sup>4</sup> (50 l drive load) <sup>3</sup> / 130		150 <sup>4</sup> (50 l drive load) <sup>3</sup> / 130	
1 x 95	1 x 95	1 x 95	1 x 95	2 x 95		2 x 95	
118 + 29	118 + 29	118 + 29	118 + 29	118 + 29		118 + 29	
Truma Combi CP Plus	Truma Combi CP Plus	Truma Combi CP Plus	Truma Combi CP Plus	Alde WW-heating		Alde WW-heating	

**General note**

Information on weights and dimensions are implemented in accordance with Reg (EU) 1230/2012 provided that the catalogue including technical data and price list contains no contrary information.

# Standard equipment



FRANKIA F-LINE	640 EXCLUSIV	680 EXCLUSIV	740 EXCLUSIV	790 LUXURY	840 LUXURY
<b>Chassis Fiat Ducato</b>					
40 Heavy Chassis	■	■	■	■	■
Driver and passenger airbag	■	■	■	■	■
180 hp	■	■	■	■	■
Euro-VI-Heavy-Duty	■	■	■	■	■
Traction+ incl. electronic stability control (ESC) and Hill Holder	■	■	■	■	■
Hill Descent Control	■	■	■	■	■
90 litre diesel tank	■	■	■	■	■
Manual gearbox (Coachbuilt and Right Hand Drive automatic)	■	■	■	■	■
Steering wheel adjustable in height	■	■	■	■	■
16 inch tyres on steel rims	■	■	■	■	■
4.5 t technically permissible gross weight	■	■	■	-	-
5.5 t technically permissible gross weight	-	-	-	■	■
Electrical auxiliary chassis heater for faster heating of the interior	■	■	■	■	■
AL-KO low-frame chassis	■	■	■	■	■
<b>Body</b>					
Thermo Guard Plus side walls with 7-year water ingress warranty	■	■	■	■	■
GRP gelcoat white - hail resistant	■	■	■	■	■
Full-length, heated double floor with approx. 350 mm height	■	■	■	■	■
Central locking for body door and driver's door via original vehicle key	■	■	■	■	■
Manual rear supports (n/a if optional air suspension ordered)	■	■	■	■	■
Darkening blind for Coachbuilt, manual darkening blind for A-Class vehicles with daylight function	■	■	■	-	-
Darkening blind for Coachbuilt, power darkening blind instead of manual darkening blind for A-Class vehicles	-	-	-	■	■
<b>Storage space   Windows   Doors</b>					
Storage spaces with LED lighting	■	■	■	■	■
LED storage space lighting underneath the seating area	■	■	■	■	■
Seitz S7 windows with tinted panes, fly screen and blind, installed flush with the wall	■	■	■	■	■
Central supply system with water drum and self-retracting cable reel with 15 m of cable	■	■	■	■	■
Fly screen A-Class integrated in the door frame and all roof hatches	■	■	■	■	■

■ Standard equipment   □ Optional against surcharge   - not possible

FRANKIA F-LINE	640 EXCLUSIV	680 EXCLUSIV	740 EXCLUSIV	790 LUXURY	840 LUXURY
<b>Beds</b>					
Drop-down bed with power adjustment (for A-Class vehicles)	■	■	■	■	■
<b>Electrical systems</b>					
1 x 95 Ah AGM battery	■	■	■	-	-
2 x 95 Ah AGM battery	-	-	-	■	■
1 x 22 A charger	■	■	■	-	-
2 x 22 A charger	-	-	-	■	■
CBE BUS control panel with LCD screen	■	■	■	■	■
LED awning light with separate switchable motion sensor	■	■	■	■	■
LED dimmable ambient lighting	■	■	■	■	■
LED dimmable spot lights	■	■	■	■	■
LED reading lights	■	■	■	■	■
3 - 4 x 230 V sockets	■	■	■	■	■
3 x USB sockets (4 x for A-Class with drop-down bed)	■	■	■	■	■
230 V socket in side rear storage compartment (right side)	-	-	-	■	■
12 V socket in side rear storage compartment (right side)	-	-	-	■	■
<b>Multimedia   Radio   Satellite system</b>					
Car radio ready	<input type="checkbox"/>	<input type="checkbox"/>	<input type="checkbox"/>	<input type="checkbox"/>	<input type="checkbox"/>
High-quality roof combination antenna UKW/DAB+/Ghp	<input type="checkbox"/>	<input type="checkbox"/>	<input type="checkbox"/>	<input type="checkbox"/>	<input type="checkbox"/>
<b>Upholstery   Cushions</b>					
Selection of wood/fabric combinations from six different design options	■	■	■	■	■
<b>Rear storage compartments   Bike mounts</b>					
Rail system for securing cargo (for high rear storage compartments)	■	■	■	■	■
<b>Washroom   Water supply</b>					
Approx. 150-litre fresh water tank including adjustable 50-litre drive load	■	■	■	■	■
Approx. 130-litre waste water tank	■	■	■	■	■
Ceramic toilet	■	■	■	■	■
Second Thetford cassette	■	■	■	■	■
<b>Air conditioning   Heating</b>					
Truma Combi 6 heating incl. CP Plus control	■	■	■	-	-
Alde Compact hot water heating system	-	-	-	■	■
<b>Kitchen   Refrigerator   Hob</b>					
FRANKIA MaxiFlex kitchen: Uniquely functional modular kitchen featuring a high-end HPL worktop with expandable surface	■	■	■	■	■
TecTower 10, opening on both sides	■	■	■	■	■

# *Impressive performance*

## **Highlights of the FRANKIA TITAN**

The FRANKIA TITAN is the all-rounder among the luxury liners on a Fiat Ducato platform. Choose from five integrated floor plans with a length of eight to nine metres. Whether power drop-down bed, separate beds or extra-wide queen-size bed – it's up to you how you want to live and sleep.



## **More ground-breaking ideas – thanks to strong partners**

Never rest, continue to improve, create something special – this has always been our aim with FRANKIA models on a Fiat Ducato platform with an AL-KO low frame. 37 years ago, today and tomorrow.



## **Way more storage space**

Extra-large rear storage compartment with a height of 1.24 m, FRANKIA double floor (stepless and heated) with a continuous height of 35 cm and many clever storage solutions in the interior



## **More standard features for maximum comfort**

Fully insulated Thermo Guard Plus wall structure with 11-year warranty, Alde Compact hot water heating system, up to 300 l XL fresh water tank





**More driving pleasure with Fiat Ducato**

All inclusive: New cockpit, 90 l diesel tank, 9-speed automatic gearbox, eco-friendly AdBlue Technology, rear-view camera and much more



**More technology for greater independence**

Only the FRANKIA TITAN has it: Unique technology package including two 100 Ah LiFePO4 batteries, 2 x 115 W high-performance solar system, 1,700 W sine wave inverter and much more



**More impressive than ever: Living and travelling in the FRANKIA TITAN I 890**

Luxury liner with a length of nearly 9 m, 5.5 t total weight standard and bar-style seating. It's your choice: Separate beds with a length of 2.10 m or 1.60 m wide queen-size bed



**More freedom with the next-generation luxury liner: FRANKIA TITAN Next**

Enjoy greater independence: FRANKIA's new luxury liner sets new standards in self-sufficiency with the INDUS smart sanitation system




### A-CLASS 790



#### I 790 GD TITAN

Ducato 40 H, 180 hp, AL-KO, Euro VI, 5.5 t



#### TITAN NEXT

Ducato 40 H, 180 hp, AL-KO, Euro VI, 5.5 t




### A-CLASS 840



#### I 840 GD TITAN

Ducato 40 H, 180 hp, AL-KO, Euro VI, 5.5 t

### A-CLASS 890



#### I 890 GD-B TITAN

Ducato 40 H, 180 hp, AL-KO, Euro VI, 5.5 t



#### I 890 QD-B TITAN

Ducato 40 H, 180 hp, AL-KO, Euro VI, 5.5 t



	790	TITAN NEXT	840	890
<b>BASIC VEHICLE (STANDARD)</b>	<b>Ducato 40 H</b>	<b>Ducato 40 H</b>	<b>Ducato 40 H</b>	<b>Ducato 40 H</b>
Chassis / Low-Frame chassis	Fiat / AL-KO	Fiat / AL-KO	Fiat / AL-KO	Fiat / AL-KO
Cylinder / cubic capacity, ccm	4 / 2,200	4 / 2,200	4 / 2,200	4 / 2,200
Performance, kW / hp	132 / 180	132 / 180	132 / 180	132 / 180
Tank volume diesel, l	90	90	90	90
Wheel base, mm	3,760 + 800	3,760 + 800	4,350 + 800	4,700 + 800
<b>DIMENSIONS</b>	<b>A-Class</b>	<b>A-Class</b>	<b>A-Class</b>	<b>A-Class</b>
Total length, cm	786	786	846	890
Total width, cm	230	230	230	230
Total height, cm	318	318	318	318
headroom, cm	203	203	203	203
<b>WEIGHT SPECIFICATIONS DUCATO 40 H / TANDEM 5.5 T</b>	<b>A-Class</b>	<b>A-Class</b>	<b>A-Class</b>	<b>A-Class</b>
Mass when ready for driving, kg	4,228 <sup>1</sup>	4,469 <sup>1</sup>	4,328 <sup>1</sup>	4,418 <sup>1</sup>
Max. perm. total mass, kg	5,500	5,500	5,500	5,500
Payload, kg	1,272	1,031	1,172	1,082
Trailer load braked / unbraked, kg	1,500 <sup>2</sup> / 0 <sup>2</sup>	1,500 <sup>2</sup> / 0	1,500 <sup>2</sup> / 0 <sup>2</sup>	1,500 <sup>2</sup> / 0
Max. perm. mass of the combination, kg	6,000	6,000	6,000	6,000
<b>CONFIGURATION</b>				
Fresh water tank / waste water tank approx., l	150 <sup>4</sup> (50 l drive load) <sup>3</sup> / 130	250 <sup>5</sup> (50 l drive load) <sup>3</sup> / 105	150 <sup>4</sup> (50 l drive load) <sup>3</sup> / 130	150 <sup>4</sup> (50 l drive load) <sup>3</sup> / 130
Dejection tank, l	-	45	-	-
Battery capacity, Ah (20 h)	2 x 100 LiFePO4	1 x 300 LiFePO4	2 x 100 LiFePO4	2 x 100 LiFePO4
Refrigerator volume approx., l	118 + 29	118 + 29	118 + 29	118 + 29
Heating	Alde WW-heating	Alde WW-heating	Alde WW-heating	Alde WW-heating

1) The vehicle mass when ready for driving has been determined in accordance with Reg (EU) 1230/2012, but reflecting the drive load of the fresh water tank (see Fn. 3 and 4) and one aluminium gas bottle (11 kg)

2) Trailer load may vary depending on the configuration selected

3) Capacity of the fresh water tank acc. to Ann. V, part A, para. 2.6 Fn. (H) Reg (EU) 1230/2012, considering the 50 l drive load

4) Possible with the appropriate setting of the valve on the fresh water tank: max. 150 l

5) Possible with the appropriate setting of the valve on the fresh water tank: max. 250 l

#### General note

Information on weights and dimensions are implemented in accordance with Reg (EU) 1230/2012 provided that the catalogue including technical data and price list contains no contrary information.

# Standard equipment



FRANKIA TITAN	790	840	890
<b>Chassis Fiat Ducato</b>			
40 Heavy Chassis	■	■	■
Driver and passenger airbag	■	■	■
180 hp	■	■	■
2.2 l Euro VI engine	■	■	■
Traction+ incl. electronic stability control (ESC) and Hill Holder	■	■	■
Hill Descent Control	■	■	■
90 l diesel tank	■	■	■
Smart alternator 220 A	■	■	■
Cruise control	■	■	■
9-speed automatic gearbox	■	■	■
Manual climate control	■	■	■
Multifunction steering wheel	■	■	■
Steering wheel adjustable in height	■	■	■
Aluminium rims	■	■	■
5.5 t (tandem axle) technically permissible gross weight	■	■	■
Electrical auxiliary chassis heater for faster heating of the interior	■	■	■
AL-KO low-frame chassis	■	■	■
Reinforced front springs	■	■	■
<b>Body</b>			
Thermo Guard Plus side walls with 11-year water ingress warranty	■	■	■
GFRP gelcoat white – hail resistant	■	■	■
Full-length, heated double floor with approx. 350 mm height	■	■	■
Central locking for body door and cab door via original vehicle key	■	■	■
Manual rear supports (n/a if optional air suspension ordered)	■	■	■
Power darkening blind	■	■	■
<b>Storage space   Windows   Doors</b>			
Storage spaces with LED lighting	■	■	■
LED storage space lighting underneath the seating area	■	■	■
Seitz S7 windows with tinted panes, fly screen and blind, installed flush with the wall	■	■	■
Central supply system with water drum and self-retracting cable reel with 15 m of cable	■	■	■
Fly screen integrated in the door frame and all roof hatches	■	■	■
<b>Beds</b>			
Drop-down bed with power adjustment (in A-Class vehicles)	■	■	■
<b>Electrical systems</b>			
Sinus inverter 1,700 W	■	■	■
2x solar system 115 W with solar remote display, TITAN NEXT: 3x solar system 115 W with solar remote display	■	■	■
Solar controller	■	■	■
Battery computer	■	■	■
2x 100 Ah LiFePO4 battery (TITAN NEXT: 300 Ah)	■	■	■

■ Standard equipment    □ Optional against surcharge    – not possible

FRANKIA TITAN	790	840	890
Battery booster 40 A	■	■	■
CBE BUS control panel with LCD screen	■	■	■
LED awning light with separate switchable motion sensor	■	■	■
Dimmable LED ambient lighting	■	■	■
Dimmable LED spot lights	■	■	■
LED reading lights	■	■	■
4 x 230 V sockets	■	■	■
3 x USB sockets (4 x in A-Class with drop-down bed)	■	■	■
230 V socket in passenger side rear storage compartment	■	■	■
12 V socket in passenger side rear storage compartment	■	■	■
<b>Multimedia   Radio   Satellite system</b>			
24 inch flat screen (32 inch for 890 GD-B/QD-B and TITAN NEXT)	■	■	■
Satellite system	■	■	■
Hookup for second TV in bedroom 12 V/coax socket	■	■	■
10 inch navigation system with DAB radio	■	■	■
High-quality roof combination antenna UKW/DAB+/Ghp	■	■	■
Split rear-view camera with separate monitor	■	■	■
<b>Upholstery   Cushions</b>			
Selection of wood/fabric combinations from six different design options	■	■	■
<b>Rear storage compartments   Bike mounts</b>			
Rail system for securing cargo (for high rear storage compartments)	■	■	■
<b>Washroom   Water supply</b>			
Approx. 150 l fresh water tank including adjustable 50 l drive load (TITAN NEXT: approx. 250 l)	■	■	■
Approx. 130 l waste water tank (TITAN NEXT: 105 l + 45-l-dejection tank)	■	■	■
Ceramic toilet (TITAN NEXT: Thetford INDUS system)	■	■	■
Second Thetford Cassette (Exception: TITAN NEXT)	■	■	■
<b>Air conditioning   Heating</b>			
Alde fan	■	■	■
Alde heat exchanger	■	■	■
Alde Compact hot water heating system	■	■	■
Duo Control for gas cylinders	■	■	■
<b>Kitchen   Refrigerator   Hob</b>			
FRANKIA MaxiFlex kitchen: Uniquely functional modular kitchen featuring a high-end HPL worktop with expandable surface	■	■	■
TecTower 10, opens on both sides	■	■	■
<b>Awnings</b>			
Thule 5.5 m awning; awning housing in anthracite	■	■	■

FRANKIA PLATIN

# *Stand out even among the best*

## **Highlights of the FRANKIA PLATIN**

FRANKIA's luxury liner on a Mercedes-Benz platform comes in five different layouts from a length of eight metres. Choose between two different round seating groups, separate beds or the new 1.60 m wide queen-size bed



## **Breaking new ground with a strong partner**

Never rest, continue to improve, set new benchmarks – this has always been the spirit that connects FRANKIA and Mercedes-Benz. 50 years ago, today and tomorrow.



## **Enjoy your freedom with exceptional extras**

All the extras are standard here: Fully insulated Thermo Guard Plus wall structure with 11-year warranty, 270-l fresh water tank, FRANKIA central supply system and much more



## **Move forward with unique floor plans**

Only FRANKIA has it like this! Mercedes-Benz + technology package for self-sufficiency + luxurious XL round seating group = FRANKIA | 7900 PLUS PLATIN



### Travel self-sufficiently with unique technology

Only FRANKIA has it like this! Technology package including one 300 Ah lithium battery, four high-performance solar modules, sine wave inverter, power charging booster and much more



### Experience driving pleasure with Mercedes-Benz

High performance for the road: Powerful rear-wheel drive with great traction, 190 hp, infotainment with MBUX and much more



### Impress with great ideas

Extra-large FRANKIA spa-like bathroom and FRANKIA MaxiFlex kitchen, 2.03 m of headroom throughout the stepless, light-flooded interior, rear storage compartment with a height of up to 1.24 m



### Show character with unique style

The FRANKIA PLATIN has personality – and it shows it, too: With its bold and dynamic exterior design and elegant interior with exclusive leather upholstery (optional)

## A-CLASS 7900



I 7900 GD PLATIN

Sprinter 519, 190 hp, Euro VI, 5.5 t



I 7900 PLUS PLATIN

Sprinter 519, 190 hp, Euro VI, 5.5 t



## A-CLASS 8400



I 8400 GD PLATIN

Sprinter 519, 190 hp, Euro VI, 5.5 t



I 8400 QD PLATIN

Sprinter 519, 190 hp, Euro VI, 5.5 t



I 8400 PLUS PLATIN

Sprinter 519, 190 hp, Euro VI, 5.5 t





7900

7900

8400

<b>BASIC VEHICLE (STANDARD)</b>	<b>Sprinter 519</b>	<b>Sprinter 519</b>	<b>Sprinter 519</b>
Chassis	Mercedes-Benz	Mercedes-Benz	Mercedes-Benz
Cylinder / cubic capacity, ccm	4 / 1,950	4 / 1,950	4 / 1,950
Performance, kW / hp	140 / 190	140 / 190	140 / 190
Tank volume diesel, l	93	93	93
Wheel base, mm	4,525	4,525	4,825
<b>DIMENSIONS</b>	<b>A-Class</b>	<b>A-Class</b>	<b>A-Class</b>
Total length, cm	807 (PLUS 817)	817	861
Total width, cm	230	230	230
Total height, cm	323	326	323
Headroom, cm	203	203	203
<b>WEIGHT SPECIFICATIONS 5.5 T</b>	<b>A-Class</b>	<b>A-Class</b>	<b>A-Class</b>
Mass when ready for driving, kg	4,455 <sup>1</sup>	4,605 <sup>1</sup>	4,605 <sup>1</sup>
Max. perm. total mass, kg	5,500	5,500	5,500
Payload, kg	1,045	895	895
Max. trailer load braked / unbraked, kg	1,950 <sup>2</sup> / 750 <sup>2</sup>	1,950 <sup>2</sup> / 750 <sup>2</sup>	1,950 <sup>2</sup> / 750 <sup>2</sup>
Max. perm. mass of the combination, kg	7,000	7,000	7,000
<b>CONFIGURATION</b>			
Fresh water tank / waste water tank approx., l	270 <sup>4</sup> (50 l drive load) <sup>3</sup> / 130 7900 PLUS: 210 <sup>5</sup> (50 l drive load) <sup>3</sup> / 130	210 <sup>5</sup> (50 l drive load) <sup>3</sup> / 130	270 <sup>4</sup> (50 l drive load) <sup>3</sup> / 130 8400 PLUS: 220 <sup>6</sup> (50 l drive load) <sup>3</sup> / 130
Battery capacity, Ah (20 h)	1 x 300 LiFePO4	1 x 300 LiFePO4	1 x 300 LiFePO4
Refrigerator volume approx., l	118 + 29	118 + 29	118 + 29
Heating	Alde WW-heating	Alde WW-heating	Alde WW-heating

1) The vehicle mass when ready for driving has been determined in accordance with Reg (EU) 1230/2012, but reflecting the drive load of the fresh water tank (see Fn. 3, 4, 5 and 6) and one aluminium gas bottle (11 kg)

2) Trailer load may vary depending on the configuration selected

3) Capacity of the fresh water tank acc. to Ann. V, part A, para. 2.6 Fn. (H) Reg (EU) 1230/2012, considering the 50 l drive load

4) Possible with the appropriate setting of the valve on the fresh water tank: max. 270 l

5) Possible with the appropriate setting of the valve on the fresh water tank: max. 210 l

6) Possible with the appropriate setting of the valve on the fresh water tank: max. 220 l

#### General note

Information on weights and dimensions are implemented in accordance with Reg (EU) 1230/2012 provided that the catalogue including technical data and price list contains no contrary information.

# Standard equipment



FRANKIA PLATIN	7900	8400
<b>Chassis Mercedes-Benz Sprinter</b>		
Driver and passenger airbag	■	■
190 hp EURO VI BlueTec engine	■	■
Antilock braking system (ABS)	■	■
Traction control system (TCS)	■	■
Electronic brakeforce distribution (EBD)	■	■
Electronic stability control (ESP)	■	■
Hill Hold Assist	■	■
93 l diesel tank	■	■
9-speed automatic	■	■
Semi-automatic climate control	■	■
Cruise control	■	■
250 A alternator	■	■
Auxiliary heating	■	■
Leather steering wheel	■	■
Rain sensor	■	■
Steering wheel adjustable in height and depth	■	■
Electrical auxiliary chassis heater for faster heating of the interior	■	■
LED high beam and blinker	■	■
Original Mercedes-Benz elevated frame with rear-wheel drive	■	■
<b>Body</b>		
Thermo Guard Plus side walls with 11-year water ingress warranty	■	■
GFRP gelcoat - hail resistant	■	■
Heated double floor with approx. 126/348 mm height	■	■
Central locking for body door and cab door via original vehicle key	■	■
Aluminium rims front and covers rear	■	■
Wheel spacers on rear axle	■	■
Manual rear supports (n/a if optional air suspension ordered)	■	■
Double glazing side cab windows	■	■
Power darkening blind instead of manual darkening blind	■	■
<b>Storage space   Windows   Doors</b>		
Storage spaces with LED lighting	■	■
LED storage space lighting underneath the seating area	■	■
Seitz S7 windows with tinted panes, fly screen and blind, installed flush with the wall	■	■
Central supply system with water drum and self-retracting cable reel with 15 m of cable	■	■
Fly screen integrated in the door frame and all roof hatches	■	■
<b>Beds</b>		
Drop-down bed with power adjustment	■	■
<b>Electrical systems</b>		
Sinus inverter 1,700 W	■	■
4x solar system 115 W with solar remote display	■	■
Solar controller	■	■
Hybrid battery computer	■	■
LiFePO4 battery (1 x 300 Ah)	■	■
1 x battery charging booster (90 A)	■	■

■ Standard equipment    □ Optional against surcharge    - not possible

<b>FRANKIA PLATIN</b>	<b>7900</b>	<b>8400</b>
1 x charger (40 A) including pulser	■	■
CBE BUS control panel with LCD screen	■	■
LED awning light with separate switchable motion sensor	■	■
Dimmable LED ambient lighting	■	■
Dimmable LED spot lights	■	■
LED reading lights	■	■
4x 230 V sockets	■	■
4x USB sockets	■	■
230 V socket in passenger side rear storage compartment	■	■
12 V socket in passenger side rear storage compartment	■	■
<b>Multimedia   Radio   Satellite system</b>		
24 inch flat screen (32 inch for 8400 PLUS)	■	■
Satellite system	■	■
Hookup for second TV in bedroom	■	■
Mercedes MBUX 10.25 inch multimedia system with DAB+ radio	■	■
Dolby Surround Sound speaker system	■	■
High-quality roof combination antenna UKW, DAB+ and Ghp	■	■
Rear-view camera linked to MBUX multimedia system	■	■
<b>Exterior wall colour</b>		
White (Standard) or Exterior paint (Option) Silver Arrow Metallic (roof in GFRP White)	■	■
<b>Upholstery   Cushions</b>		
Selection of wood/fabric combinations from six different design options	■	■
<b>Rear storage compartments   Bike mounts</b>		
2-part rear storage compartment (GD/QD floor plan)	■	■
Rail system for securing cargo	■	■
<b>Washroom   Water supply</b>		
Up to 270 l fresh water tank including adjustable 50 l drive load	■	■
Approx. 130 l waste water tank	■	■
Ceramic toilet	■	■
Second Thetford Cassette	■	■
Fan with carbon filter for Thetford toilet	■	■
<b>Air conditioning   Heating</b>		
Alde Compact hot water heating system	■	■
Additional fan for the driver's cab (Alde)	■	■
Heat exchanger	■	■
Underfloor heating in seating area	■	■
Duo Control for gas cylinders	■	■
Truma Aventa air conditioner	■	■
<b>Kitchen   Refrigerator   Hob</b>		
FRANKIA MaxiFlex kitchen: Uniquely functional modular kitchen featuring a high-end HPL worktop with expandable surface	■	■
TecTower 10, opens on both sides	■	■
<b>Awnings</b>		
Manual 5.5 m Thule awning, Anthracite	■	■

# Optional extras

Weight in kg

CHASSIS FIAT DUCATO			
OP29955	<b>AT upgrade Fiat A-Class LHD</b>	Automatic transmission upgrade: 180 HP, Euro VI Heavy Duty, 90 l tank, cruise control, airbags for driver and passenger, automatic gearbox, manual air conditioning, multi function buttons on steering wheel, reinforced front springs (Fiat). Including charge booster.	33
OP31001	<b>10" Radio + Navigation</b>	10-inch radio with touchscreen navigation incl. radio control on the steering wheel and high-quality speaker system	1
OP31002	<b>10" Radio + Navigation with speaker system</b>	10-inch radio with touchscreen navigation incl. radio control on the steering wheel and high-quality speaker system	1
OP31003	<b>Radio preparation</b>	including antenna for Fiat	1
OP31005	<b>Pack Safety</b>	Fiat assistance systems pack: Emergency brake assistant, lane departure warning system, rain sensor, traffic sign assist, high-beam assist	1
OP31050	<b>Chassis upgrade Black Style</b>	Radiator grill brilliant black, black skid-plate, headlights with black frames, chrome elements in cockpit (techno-trim), leather steering wheel and gear shift knob, bumper painted in vehicle colour	8
OP31100	<b>Chassis upgrade Vision</b>	Full LED headlights, fog lights with turning lights, digital speedometer (cluster)	2
OP31150	<b>Chassis upgrade Vision Pro</b>	Full LED headlights, fog lights with turning lights, digital speedometer (cluster), wireless smartphone charging station, automatic air conditioning, auxiliary heating, heated windscreen, Keyless Entry and Go	4
OP31200	<b>Chassis upgrade Cockpit</b>	Chromed cockpit elements (techno trim), leather steering wheel and gear shift knob, digital speedometer (cluster)	4
OP31245	<b>Chassis upgrade Comfort+</b>	Wireless smartphone charging station, automatic air conditioning, auxiliary heating	4
OP31451	<b>LED headlights (Fiat)</b>	for low-beam headlights and fog lights. Only for Fiat A-Class.	2
OP31550	<b>ALC (AL-KO Level Controller)</b>	Replaces conventional shock absorbers. The fully automatic system ensures the optimum driving level on the rear axle, regardless of the load. (only for single axle)	19
OP31600	<b>Full air suspension X2 SA</b>	Air Premium X2 for rear axle Only as initial equipment, retrofit not possible! Electronically controlled, fully automatic air suspension system, lifting/lowering function (Lifting max. approx. 40 mm - lowering max. approx. 50 mm in axial area), maintenance free   For single axle (640/680/740)   Without manual stabilizing legs	45
OP31650	<b>Full air suspension X2 DA</b>	Air Premium X2 for rear axle Only as initial equipment, retrofit not possible! Electronically controlled, fully automatic air suspension system, lifting/lowering function (Lifting max. approx. 40 mm - lowering max. approx. 50 mm in axial area), maintenance free   For double axle (740/790/840/890)   Without manual stabilizing legs	75
OP31700	<b>Full air suspension X4 SA</b>	Air Premium X4 for front and rear axle.   Only as initial equipment, retrofit not possible! Electronically controlled, fully automatic air suspension system, lifting/lowering function (Front axle: lifting approx. 70 mm / lowering approx. 60 mm)   (Rear axle: lifting approx. 40 mm / lowering approx. 50 mm)   For single axle: rear axle + front axle (640/680/740)   Without manual stabilizing legs	55
OP31770	<b>Full air suspension for 5,5 t</b>	from Goldschmitt for front and rear axle (without manual stabilizing legs)	90
OP31800	<b>Aluminium rims single axle</b>	Load capacity 1350 kg (snow chains are not possible)	0
OP31850	<b>Aluminium rims double axle</b>	Load capacity 1350 kg (snow chains are not possible)	0
OP32000	<b>Removable trailer hitch</b>	for 40 Heavy chassis. Ground clearance is limited for PLUS models	50
OP32100	<b>Electrics for trailer hitch</b>	with socket	2
OP32150	<b>Fiat spare tyre + fastening</b>	(not possible for PLUS layouts)	45
OP32200	<b>Spare tyre without fastening</b>	(not installed)	39

OP32250	<b>Hydraulic support system HY4.</b>	The unique and space saving hydraulic support system for motorhomes up to 6.0 t. No more inclined angles, no more unsteady ground under the feet. With HY4, the new, innovative support system from AL-KO, you can level your motorhome quickly and easily in the desired park position.	75
OP32255	<b>Hydr. support system HY4 with weighing function</b>	The unique and space saving hydraulic support system for motorhomes up to 6.0 t. No more inclined angles, no more unsteady ground under the feet. With HY4, the new, innovative support system from AL-KO, you can level your motorhome quickly and easily in the desired park position.	75

**CHASSIS MERCEDES-BENZ / NEO**

OP32267	<b>Chassis upgrade BLACK LINE</b>	Upgrade for standard chassis NEO BLACK LINE: 170 HP, 9G automatic transmission, LED headlights, 92 l tank, semi-automatic air conditioning TEMPMATIK, cruise control with multi function buttons on steering wheel, reinforced front axle, ECO start/stop function, chromed radiator grille, leather steering wheel, 16 inch black aluminium wheels (Mercedes Benz original), insulated driver's cab, electric parking brake, wet wiper system with rain sensor, heat-insulating glass with band filter on windscreen, high beam assist, active lane keeping assist, attention assist, active distance assist DISTRONIC+, MBUX 10,25 inch with DAB	14
OP32268	<b>Chassis upgrade MI7</b>	Upgrade for standard chassis NEO MI7: 170 HP, 9G automatic transmission, 92 l tank, semi-automatic air conditioning TEMPMATIK, cruise control with multi function buttons on steering wheel, ECO start/stop function, leather steering wheel, 16 inch black aluminium rims (Mercedes Benz original), electric parking brake, attention assist, active distance assist DISTRONIC+, MBUX 10,25 inch with DAB	41
OP32295	<b>NEO pack driving assist. MT7</b>	170 HP, automatic transmission 9G -Tronic, semi-automatic air conditioning TEMPMATIK, cruise control with multi function buttons on steering wheel, reinforced front axle, ECO start/stop function, leather steering wheel, 17 inch silver alloy wheels (Mercedes Benz original), insulated driver's cab, electric parking brake, chromed radiator grill, Wet Wiper System and rain sensor, heat-insulating glass with band filter on windscreen, high-beam assist, active lane keeping assist, attention assist, active distance assist DISTRONIC+	45
OP32380	<b>Complete Chassis Pack MB for low profile</b>	Airbags for driver and passenger, 190 HP, Euro VI, Tempmatic air conditioning, cruise control, 93 l tank, auxiliary heating, automatic transmission, leather steering wheel, rain sensor, battery charging booster.	122
OP32400	<b>Complete Chassis A-class MB</b>	7400/7900/8400, airbags for driver and passenger, 190 HP, Euro VI, Tempmatic air conditioning, cruise control, 93 l tank, auxiliary heating, automatic transmission, leather steering wheel, rain sensor, battery charging booster. DISTRONIC+	122
OP32710	<b>MBUX 10,25 + DAB"</b>	(E1D) + (E4M)	4
OP32711	<b>Radio preparation</b>	including antenna. MB	1
OP32740	<b>LED headlights (LG7)</b>		1
OP32850	<b>MB LED headlights</b>	for low-beam headlights and fog lights	3
OP32855	<b>Fog lights (L13)</b>	with turning lights	3
OP32865	<b>MB driving assist. pack T7400</b>	High beam assist, attention assist, active distance assist, active lane-keeping assist. Only for Mercedes T 7400	1
OP32900	<b>Removable trailer hitch MB</b>	Trailer load (braked) max. 1.950 kg. With socket. Electrics has to be factory-installed.	50
OP32950	<b>Electrics trailer hitch MB</b>	incl. socket. Factory-installed only.	2
OP33200	<b>Aluminium rim set A-Class</b>	for MB Sprinter A-Class 5,5t   consisting of:   2 aluminium rims front axle, 2 hubcaps rear axle, 1 x set wheel spacers 50 mm rear axle (overall 100 mm track widening)	25
OP33210	<b>Aluminium rim set Low-Profile</b>	for MB Sprinter Low-profile 5,5t   consisting of:   2 aluminium rims front axle, 2 hubcaps rear axle, 1 x set wheel spacers 50 mm rear axle (overall 100 mm track widening)	25
OP33220	<b>Spare tyre with fastening</b>	(not possible for Plus layouts)	45

# Optional extras

			Weight in kg
OP33250	<b>HPC levelling system</b>	for MB, with 4 hydraulic jacks and automatic levelling (for vehicles up to 10 tons). For Mercedes Low-Profile models the position of the second Thetford cassette changes.	80
OP33260	<b>Add. charger starter batt.</b>		3
OP33270	<b>Battery booster</b>	Mandatory for all Mercedes-based FRANKIA chassis packs	3
OP33300	<b>Rear axle full air suspension</b>	only as initial equipment   (From the driving position the chassis can be raised by approx. 80 mm and lowered by approx. 20 mm.)   Without manual stabilizing legs	45
OP33340	<b>LED headlights NEO</b>		2
OP33345	<b>Heated windscreen</b>		0
OP33350	<b>Fuel tank 92 l</b>		24
OP33365	<b>Electrics for trailer hitch.</b>		2
OP33367	<b>Trailer hitch NEO</b>		50
OP33380	<b>MBUX 10,25 inch with DAB</b>	Multi media system with high resolution 26 cm (10,25 inch) touchscreen for quick hard disk navigation with 3D map display and smartphone integration	5
OP33382	<b>Cab seats with heating (NEO)</b>	and lumbar support, for NEO (Mercedes original seats)	2
OP33385	<b>Manual stabilizing legs</b>		8

## OUTSIDE PAINT

OP33425	<b>Outside colour Silver-ARROW</b>	for PLATIN. Metallic (MB 9777) (roof in GRP white)	28
---------	------------------------------------	--	----

## EQUIPMENT PACKS

OP33800	<b>Luxury pack Coachb./Low-pr.</b>	consisting of: manual blind plissé, 2nd gel battery 95Ah, additional sockets 12V + 230V in the garage on right hand side, ALDE Compact 320 HE warm water heating (instead of Truma heating)	77
OP33900	<b>Luxury pack for A-Class</b>	consisting of: electric blackout pleated blind instead of manual blind plissé, 2nd gel battery 95 Ah, additional sockets 1 x 12V and 1 x 230V in the garage on right hand side, warm water heating ALDE (instead of Truma heating)	85
OP34202	<b>NEO light pack MT7</b>	Frankia light-wing at the front, lighted shower column, light for step, light strip in kitchen, Midi-Heki instead of Mini-Heki above seating group, panoramic window in front mask	19
OP34203	<b>NEO light pack MI7</b>	Lighted shower column, light for step, light strip in kitchen, Midi-Heki instead of Mini-Heki above seating group	11
OP34206	<b>NEO smart-load pack</b>	Retractable cable reel in separate storage compartment, tail gate. For Neo GDK: folding mechanism for wardrobe under GD-bed on right side, Easy-load function for seating group with cushion (folding mechanism for more storage space)	22
OP34250	<b>Comfort pack (Miracle White)</b>	Duo Control, kitchen worktop and sideboard surface under glass cabinet (if present) in synthetic resin, outside shower, external gas socket, carpet for driver's cab and living area, solar panel 165W   Not possible for TITAN and PLATIN.	49
OP34255	<b>Comfort pack (Titan White)</b>	Duo Control, kitchen worktop and sideboard surface under glass cabinet (if present) in synthetic resin, outside shower, external gas socket, carpet for driver's cab and living area, solar panel 165 W   Not possible for TITAN and PLATIN.	49

OP34350	<b>Multimedia pack (24 inch)</b>	consisting of: SAT antenna, flatscreen (with swiveling TV place), combined 12V/coax socket for rear bed (front bed for Plus layouts) (except for 640 SD), second TV, radio Navigation (+ upgrade automatic air condition), Split rear view camera with separate monitor, loudspeaker system   Installation position: see roof plan   Additional costs can occur if standard roof fittings have to be placed at a different position	51
OP34420	<b>MB Multimedia pack (24 inch)</b>	SAT antenna, flatscreen (with swiveling TV place), combined 12V/coax socket for rear bed (front bed for Plus layouts), second TV, rear view camera with connection to MBUX, loudspeaker system   Installation position: see roof plan   Only in combination with Mercedes multimedia system.   Additional costs can occur if standard roof fittings have to be placed at a different position. If there is a roof lid in the radius of the Sat system, this roof lid may have to be closed in order to allow free movement of the satellite dish (especially if the satellite dish has an unfavourable inclination).	51
OP34500	<b>TV pack (24 inch)</b>	SAT antenna, flatscreen (with swiveling TV place), combined 12V/coax socket for rear bed (front bed for Plus layouts) (except for 640 SD)   Installation position: see roof plan   Additional costs can occur if standard roof fittings have to be placed at a different position. If there is a roof lid in the radius of the Sat system, this roof lid may have to be closed in order to allow free movement of the satellite dish (especially if the satellite dish has an unfavourable inclination).	27
OP34650	<b>Entrance area with 32 inch TV</b>	Upgrade to 32 inch TV with pull-out system in entrance area (instead of standard entrance area with glass cabinet)	10
OP35000	<b>TV Pack for NEO</b>	SAT antenna, LED flatscreen (with swiveling TV place), combined 12V/coax socket for rear bed   Installation position: see roof plan   Additional costs can occur if standard roof fittings have to be placed at a different position. If there is a roof lid in the radius of the Sat system, this roof lid may have to be closed in order to allow free movement of the satellite dish (especially if the satellite dish has an unfavourable inclination).	27

**SKYLIGHTS / WINDOWS / LOCKER / STAIRS**

OP35050	<b>Electric step driver's door</b>	for A-Class   (The driver's door is always on the left hand side of the motorhome)   Not possible if the two options HY4 and air suspension are simultaneously ordered.	3
OP35095	<b>Cabin door MI7</b>	Not possible in combination with front left additional locker	43
OP35099	<b>Gas bottle drawer</b>	for NEO	20
OP35105	<b>Add. outside locker</b>	Garage left side. Size and position see standard drawing.	8
OP35300	<b>Outside locker NEO front left</b>	600x310 mm. Cannot be ordered in combination with cabin door.	5
OP35305	<b>Outside locker NEO front right</b>	600x310 mm.	5
OP35450	<b>MidiHeki instead of MiniHeki</b>	Additional costs can occur if standard roof fittings have to be placed at a different position (250 EUR net for each element)   Without lighting panel (even if standard for the Mini-Heki which is replaced)	8
OP35640	<b>2 Heki3 one behind the other</b>	in the front, for 890 layouts. Possible only in combination with op2039200 (cupboards instead of front drop-down bed).	15
OP35650	<b>2x Heki3 one behind t. other</b>	(for PLUS layouts)	15
OP35700	<b>Skylight with ventilator</b>	with 12 V ventilator, instead of Mini Heki	2
OP35752	<b>Skylight with ventilator (NEO)</b>	with 12 V ventilator, instead of Mini Heki	2
OP35780	<b>Window for side seating group</b>	Sliding window 500x400 mm. Only for MI7 BD	7
OP35800	<b>Additional Fiamma Turbo 28</b>	with 12 V Ventilator (cutout 280 x 280 mm). Above Toilet	2

# Optional extras

Weight in kg

## AWNINGS

OP35995	<b>Manual awning 3.5m anthracite</b>	for NEO models. Manually operated. Awning case in anthracite.	27
OP36025	<b>Manual awning 4 m anthracite</b>	Awning case in anthracite. Manually operated.	29
OP36075	<b>Manual awning 4,5m anthracite</b>	Awning case in anthracite. Manually operated.	31
OP36076	<b>Manual awning 4,5m (NEO)</b>	Awning case in anthracite. Manually operated.	31
OP36125	<b>Manual awning 5 m anthracite</b>	Awning case in anthracite. Manually operated.	48
OP36175	<b>Manual awning 5,5m anthracite</b>	Awning case in anthracite. Manually operated.	52
OP36185	<b>Electr. awning 5,5m anthracite</b>	Awning case in anthracite. Electrically operated.	54
OP36190	<b>Elect. awning 5,5m anthracite</b>	Upgrade for standard awning. Awning case in anthracite. Electrically operated.	2
OP36225	<b>Electric awning 6 m anthracite</b>	Awning case in anthracite. Electrically operated.	57
OP36275	<b>Electric awning 6m anthracite</b>	for TITAN, PLATIN and NEXT. Awning case in anthracite. Electrically operated, instead of standard awning 5,5 m.	5
OP36420	<b>LED light strip under awning</b>	can be ordered only in combination with an awning	4
OP36422	<b>LED lightstrip under awning f. NEO</b>	can be ordered only in combination with an awning	4

## BODY

OP36500	<b>Electr. heated windscreen (MB)</b>	only for Mercedes A-Class	1
OP36510	<b>Electr. heated windscr. (Fiat)</b>	Fiat (only for A-class).	1
OP36520	<b>Electr. heated windscr. (M17)</b>		1
OP36605	<b>Electr. windscreen plissee M17</b>	instead of manual plissee (for NEO A-Class)	20
OP36650	<b>Insulation glass (lateral)</b>	for A-Class   including: insulation glass for driver's door (left side), window on driver's side, sliding window on passenger's side	15
OP36700	<b>Rear garage two-part</b>	with lighting (light for rear garage part manually switchable)	18
OP36710	<b>Storage space for camping</b>	furniture in rear garage two-part Without right side wardrobe, without partition under bed (right side), outside locker on right side 1000 x 780 mm (hinged at top) instead of small outside locker	0
OP36950	<b>Side pull-out</b>	for option: rear garage two-part (on right hand side). On the 7400/7900 models, the outside locker measures 450 x 900 mm instead of 450 x 650 mm   Only possible with the option rear garage two-part	27
OP36955	<b>Side pull-out</b>	for option: rear garage two-part (on right hand side). On the 7400/7900 models, the outside locker measures 450 x 900 mm instead of 450 x 650 mm   Only possible with the option rear garage two-part	27
OP37050	<b>Washroom door in Manhattan</b>	Design/colour Manhattan instead of the standard design in 'White'. Including both cross panels above and below the door.	0
OP37065	<b>Folding curtain sleeping area</b>	Folding curtain (plisse) to separate the bed (NEO BD)	2



INTERIOR			
OP37155	<b>Living Naples</b>	Wood: Visby/White Upholstery: - Face 1 / Seat Cushions: Pure Touch 5020360170 - Face 2 / Backrest Cushions: Paulino 5020420047 Curtains: Gloria Fb. 21 Floor: Anthrazit Cushions: - Face A: Akio 5019310042 - Face B: Akio 5019310042 Work top: Duropal Beton (grey) Table top (bar table if Bar layout): Duropal Beton Cab seats: - Face 1 / inside: Pure Touch 5020360170 - Face 2 / outside: Pure Touch 5020360170 (See detailed drawings for division of faces 1 and 2)	0
OP37205	<b>Living Venice</b>	Wood: Visby/White Upholstery: - Face 1 / Seat Cushions: Stone 28 - Face 2 / Backrest Cushions: Rio Fendo 5025390070 Curtains: CS Intra Floor: Anthrazit Cushions: - Face A: Pure Balance 5024550332 - Face B: Pure Balance 5024550332 Work top: Duropal Beton (grey) Table top (bar table if Bar layout): Duropal Beton Cab seats: - Face 1 / inside: Stone 28 - Face 2 / outside: Stone 28 (See detailed drawings for division of faces 1 and 2)	0
OP37255	<b>Living Milan</b>	Wood: Visby/White Upholstery: - Face 1 / Seat Cushions: Rio Step Uni 5026710064 - Face 2 / Backrest Cushions: Pure Passion 5026630116 Curtains: Niels Farbe 30 Floor: Anthrazit Cushions: - Face A: Rio Artan 5018600017 - Face B: Rio Artan 5018600017 Work top: Duropal Beton (grey) Table top (bar table if Bar layout): Duropal Beton Cab seats: - Face 1 / inside: Rio Step Uni 5026710064 - Face 2 / outside: Rio Step Uni 5026710064 (See detailed drawings for division of faces 1 and 2)	0
OP37300	<b>Living Marble</b>	Upholstery: - Face 1 / Seat Cushions: Soft Basic 5.0 (beige) - Face 2 / Backrest Cushions: Rio Soft (stripes) Curtains: Ambes (brown) Floor: Elfenbein Cushions: - Face A: Natura 20 (beige) - Face B: Idea 122 (light brown) Work top: Duropal Silver Metal Table top (bar table if Bar layout): (white) Cab seats - Face 1 / inside: Soft Basic 5.0 (beige) - Face 2 / outside: Soft Basic 5.0 (beige) (See detailed drawings for division of faces 1 and 2)	0

# Optional extras

			Weight in kg
OP37350	<b>Living Aquamarine</b>	<p>Wood: Noce/Bianco</p> <p>Upholstery:</p> <ul style="list-style-type: none"> <li>- Face 1 / Seat Cushions: Colorado 4 (dark grey)</li> <li>- Face 2 / Backrest Cushions: Fortuna 13 (multicolored)</li> </ul> <p>Curtains: Ambes (beige)</p> <p>Floor: Elfenbein</p> <p>Cushions:</p> <ul style="list-style-type: none"> <li>- Face A: Natura 20 (beige)</li> <li>- Face B: Idea 99 (teal)</li> </ul> <p>Work top: Duropal Silver Metal</p> <p>Table top (bar table if Bar layout): (white)</p> <p>Cab seats</p> <ul style="list-style-type: none"> <li>- Face 1 / inside: Fortuna 13</li> <li>- Face 2 / outside: Colorado 4</li> </ul> <p>(See detailed drawings for division of faces 1 and 2)</p>	0
OP37400	<b>Living Pyrite</b>	<p>Wood: Noce/Bianco</p> <p>Upholstery:</p> <ul style="list-style-type: none"> <li>- Face 1 / Seat Cushions: Rio Savaro 500311 0070 (light brown)</li> <li>- Face 2 / Backrest Cushions: Rio Savaro 500311 0070 (light brown)</li> </ul> <p>Curtains: 10057 SM</p> <p>Floor: Elfenbein</p> <p>Cushions:</p> <ul style="list-style-type: none"> <li>- Face A: Natura 20 (beige)</li> <li>- Face B: Natura 20 (beige)</li> </ul> <p>Work top: Duropal Silver Metal</p> <p>Table top (bar table if Bar layout): (white)</p> <p>Cab seats</p> <ul style="list-style-type: none"> <li>- Face 1 / inside: Rio Savaro 500311 0070</li> <li>- Face 2 / outside: Rio Savaro 500311 0070</li> </ul> <p>(See detailed drawings for division of faces 1 and 2)</p>	0
OP37430	<b>Living NEO Granite</b>	<p>Wood: Manhattan/White</p> <p>Upholstery:</p> <ul style="list-style-type: none"> <li>- Face 1 / Seat Cushions: Soft Basic 5.0 (taupe)</li> <li>- Face 2 / Backrest Cushions: Rio Edelbach (grey)</li> </ul> <p>Curtains: CS Origami 2707940017</p> <p>Floor: Anthrazit</p> <p>Cushions:</p> <ul style="list-style-type: none"> <li>- Face A: Natura 20 (beige)</li> <li>- Face B: Natura 16 (grey)</li> </ul> <p>Work top: Duropal Beton (grey)</p> <p>Table top (bar table if Bar layout): Duropal Beton</p> <p>Cab seats</p> <ul style="list-style-type: none"> <li>- Face 1 / inside: Soft Basic 5.0 (taupe)</li> <li>- Face 2 / outside: Soft Basic 5.0 (taupe)</li> </ul> <p>(See detailed drawings for division of faces 1 and 2)</p>	0
OP37435	<b>Living NEO Naples</b>	<p>Wood: Visby/White</p> <p>Upholstery:</p> <ul style="list-style-type: none"> <li>- Face 1 / Seat Cushions: Pure Touch 5020360170</li> <li>- Face 2 / Backrest Cushions: Paulino 5020420047</li> </ul> <p>Curtains: Gloria Fb. 21</p> <p>Floor: Anthrazit</p> <p>Cushions:</p> <ul style="list-style-type: none"> <li>- Face A: Akio 5019310042</li> <li>- Face B: Akio 5019310042</li> </ul> <p>Work top: Duropal Beton (grey)</p> <p>Table top (bar table if Bar layout): Duropal Beton</p> <p>Cab seats:</p> <ul style="list-style-type: none"> <li>- Face 1 / inside: Pure Touch 5020360170</li> <li>- Face 2 / outside: Pure Touch 5020360170</li> </ul> <p>(See detailed drawings for division of faces 1 and 2)</p>	0

OP37440	<b>Living NEO Venice</b>	Wood: Visby/White Upholstery: - Face 1 / Seat Cushions: Stone 28 - Face 2 / Backrest Cushions: Rio Fendo 5025390070 Curtains: CS Intra Floor: Anthrazit Cushions: - Face A: Pure Balance 5024550332 - Face B: Pure Balance 5024550332 Work top: Duropal Beton (grey) Table top (bar table if Bar layout): Duropal Beton Cab seats: - Face 1 / inside: Stone 28 - Face 2 / outside: Stone 28 (See detailed drawings for division of faces 1 and 2)	0
OP37445	<b>Living NEO Milan</b>	Wood: Visby/White Upholstery: - Face 1 / Seat Cushions: Rio Step Uni 5026710064 - Face 2 / Backrest Cushions: Pure Passion 5026630116 Curtains: Niels Farbe 30 Floor: Anthrazit Cushions: - Face A: Rio Artan 5018600017 - Face B: Rio Artan 5018600017 Work top: Duropal Beton (grey) Table top (bar table if Bar layout): Duropal Beton Cab seats: - Face 1 / inside: Rio Step Uni 5026710064 - Face 2 / outside: Rio Step Uni 5026710064 (See detailed drawings for division of faces 1 and 2)	0
OP37450	<b>Personal interior design</b>		0
W037451	<b>Wood: Noce/Bianco</b>	Instead of the colour of the chosen living.	
W038450	<b>Wood: Visby/White</b>	Instead of the colour of the chosen living.	
W037499	<b>Floor Elfenbein(ivory)</b>	Instead of the colour of the chosen living.	
W037500	<b>Floor Anthrazit(anthracite)</b>	Instead of the colour of the chosen living.	
W037523	<b>Work top Silver Metal</b>	(light grey)   Instead of the colour of the chosen living.	
W037524	<b>Work top Beton (dark grey)</b>	Instead of the colour of the chosen living.	
W037525	<b>Table top Weiß (white)</b>	Instead of the colour of the table (or bar table) of the chosen living.	
W037526	<b>Table top Beton (dark grey)</b>	Instead of the colour of the table (or bar table) of the chosen living.	
OP37500	<b>Synthetic leather</b>	for cab seats and seating group   Colour: according to the samples - Please indicate on your order!   The chosen synthetic leather replaces the upholstery fabric from the chosen interior design.	8
OP37550	<b>Leather: Protekt</b>	Colour: according to the samples - Please indicate on your order!   Please note that leather is a natural product which can be different in colour and texture!   This means that the colour can be a little different from the sample.   The chosen leather replaces the upholstery fabric from the chosen interior design.	8
OP37553	<b>Leather: Protekt for NEO MI7</b>	Colour: according to the samples - Please indicate on your order!   Please note that leather is a natural product which can be different in colour and texture!   This means that the colour can be a little different from the sample.   The chosen leather replaces the upholstery fabric from the chosen interior design.	8

# Optional extras

			Weight in kg
OP37900	<b>Carpet in driver's cab (grey)</b>		3
OP37902	<b>Carpet in driver's cab (grey).</b>	for NEO	3
OP37910	<b>Carpet in living area (grey)</b>		8
OP37912	<b>Carpet in living area (grey).</b>	for NEO	5
<b>SEATS / SEATING GROUHP / CUPBOARDS</b>			
OP38150	<b>Straight kitchen</b>	and straight seating bench, instead of L-shaped kitchen and L-shaped seating group.   Please note that one of the standard seats with seatbelts will be deleted! (available only for 740-7400 GD/QD)	-28
OP38200	<b>Straight kitchen</b>	and straight seating bench, instead of L-shaped kitchen and L-shaped seating group. Including 1 additional seat with seatbelt, front seating group (right hand side) (1P3P)   (available only for 790-7900 GD/QD and 840-8400 GD/QD)	0
OP38250	<b>2 additional seats</b>	seatbelt in the rear, left and right side (only for Mercedes Plus layouts). Please note that the weight of the passengers and their luggage are not taken into account in the indicated weight.	96
OP38300	<b>2 additional seats</b>	with seatbelt in the rear, left and right side (only on Fiat PLUS layouts, except for I 790 PLUS 4,5 t). Please note that the weight of the passengers and their luggage are not taken into account in the indicated weight.	86
OP38350	<b>1 additional seat for 680 PLUS</b>	with seatbelt, in the rear left side   Please note that the weight of the passenger and his luggage are not taken into account in the indicated weight.   The models A/I 680 PLUS will have no sideboard.	43
OP38450	<b>1 additional seat with</b>	seatbelt for front seating group, right hand side (depending on layout)   Please note that the weight of the passenger and of his luggage are not taken into account in the indicated weight.	28
OP38503	<b>2 additional seats (MI7)</b>	with seatbelts incl. beltframe in seating group (NEO A-Class).	25
OP38504	<b>1 additional seat (MI7)</b>	in seating group (NEO A-Class).	25
OP38550	<b>Deluxe seats (Mercedes)</b>	with heating, lumbar support and adjustment to side forms (only for Mercedes A-Class)	5
OP38560	<b>Deluxe seats (Fiat)</b>	For Fiat A-Class. Seats with heating, lumbar support and adjustment to side forms.	5
OP38570	<b>Deluxe seats (MI7)</b>	For NEO A-Class. Seats with heating and lumbar support.	1
OP38652	<b>NEO GDK Emergency bed</b>	Emergency bed for GDK. Including Easy-load function for seating group	2
OP38710	<b>Height adjustable table + emergency bed (PLUS)</b>	emergency bed (PLUS). Height adjustable table foot (instead of standard table foot) with horizontally movable plate. Including additional cushion for emergency bed.    680 PLUS: 1-column height adjustable table foot with 650 x 700 mm table plate   740(0) und 790(0) PLUS: 2-column height adjustable table foot with 950 x 700 mm table plate   840(0) PLUS: 2-column height adjustable table foot with 650 x 800 mm table plate	10
OP38910	<b>Height adjustable table and emergency bed</b>	Height adjustable table foot (instead of standard table foot) with horizontally movable plate. Including additional cushion for emergency bed.  680 SG: 2-column table foot with 800 mm table plate   790(0) GD/QD: 1-column table foot with 650 mm table plate   840(0) GD/QD: 2-column table foot with 800 mm table plate	10
OP38925	<b>Height adjustable table NEO BD</b>	emergency bed. Height adjustable table foot (instead of standard table foot) with horizontally movable plate. Including emergency bed function and additional cushion for emergency bed.	7

OP39055	<b>Without table plate/foot</b>	and fixings in the double floor (If a carpet is ordered: without cutouts in the carpet). Table foot and table plate with mechanics will be loaded into the motorhome.	0
OP39120	<b>2 wire baskets</b>	for telescopic wardrobe right side under GD bed (in driving direction)	6
OP39130	<b>2 wire baskets for</b>	telescopic wardrobe left side under GD bed (in driving direction)	6

**BEDS**

OP39200	<b>Cupboards instead of</b>	front drop down bed	-60
OP39220	<b>Front drop down bed</b>	instead of cupboards. For NEO A-Class	44
OP39250	<b>Curtain for drop down bed</b>	(separating living area)	2
OP39300	<b>Ladder for front drop-down bed</b>	with fixings (loaded in the motorhome, has to be installed by dealer)	3
OP39350	<b>Pull-out Duo Bed</b>	extensible to 1930 x 1970 mm (mattress dimensions)	20
OP39450	<b>Central bed extension</b>	between the 2 rear beds on GD layout (with additional mattress part)   with ladder for easier access to the beds	8
OP39452	<b>Central bed extension for NEO</b>	between the 2 rear beds on GD layout (with additional mattress part)   with ladder for easier access to the beds	10

**KITCHEN EQUIPMENT**

OP39500	<b>Kitchen rear panel and</b>	side protection brilliant white (Ice - white) (instead of standard version)	0
OP39510	<b>Kitchen rear panel</b>	brilliant white (Ice - white) (instead of standard version)	0
OP39550	<b>Thetford oven</b>	with grill function   Tec Tower (if standard) replaced with fridge 153 l with storage above it	22
OP39552	<b>Thetford oven with</b>	grill function   for NEO	15
OP39562	<b>Fridge 138 l for NEO</b>	Thetford compressor fridge 138 l (126-12)	10
OP39570	<b>3-burner-hob</b>	with two-part cover, instead of the standard hob	0
OP39650	<b>Kitchen combination</b>	with grill, gas oven, 3-burner hob   Tec Tower (if standard) replaced with fridge 153 l with storage above it. kitchen drawers will be replaced by kitchen combination.	22
OP40050	<b>Synthetic resin MiracleWhite</b>	for kitchen worktop, kitchen rear panel and side protection (if present), washroom top and under the standard TV place (if present). Instead of the standard material (HPL). Please note that the other surfaces will be in the material according to the chosen living world or personal interior design. Please note: Signs of scratches and daily wear and tear are inevitable during customary use and these become more obvious in the case of high-gloss and colour-intensive decors in comparison to other decors.	8
OP40100	<b>Synthetic resin TitanWhite</b>	for kitchen worktop, kitchen rear panel and side protection (if present), washroom top and under the standard TV place (if present). Instead of the standard material (HPL). Please note that the other surfaces will be in the material according to the chosen living world or personal interior design. Please note: Normal use scratch and wear marks are unavoidable and will be more visible on high-gloss and intensely coloured surfaces. Especially for GetaCoreUni decors minor occasional dust inclusions cannot be ruled out due to production procedures.	8
OP40150	<b>Ventilator for refrigerator</b>		1

# Optional extras

Weight in kg

## GAS

OP40200	<b>Duo Control</b>	with Eis-Ex	2
OP40202	<b>Duo Control for NEO</b>	with Eis-Ex	2
OP40215	<b>Gas filter for vehicles</b>	with Duo Control (2 filters) Only in combination with Duo Control!	1
OP40217	<b>Gas filter for vehicles with:</b>	Duo Control (2 filters) Only in combination with Duo Control! for NEO	1
OP40220	<b>Gas filter for vehicles:</b>	with Duo Control (2 filters) (for TITAN and PLATIN)	1
OP40250	<b>External gas socket</b>		1
OP40252	<b>External gas socket (NEO)</b>		2

## WASHROOM / WATER

OP40400	<b>Fresh water filler neck</b>	(Installation only possible in outside wall!)   (emergency filler neck n/a)	1
OP40450	<b>Outside shower</b>	warm/cold water (Installation only possible in outside wall)	1
OP40452	<b>Outside shower for NEO</b>	warm/cold water (Installation only possible in outside wall)	2
OP40500	<b>Mains water connection</b>	pressurized water connection, for water filling in the car circuit	1
OP40550	<b>Ventilator/charcoal filter</b>	for Thetford toilet (Please note that an additive for the toilet still has to be used)	1
OP40655	<b>Addit. fresh water vol. 100l</b>	with possible limitation for F-LINE (installation possibility has to be checked)	16

## ELECTRICITY

OP41010	<b>LEAB LiFePO + 165W solar panel</b>	LEAB LPS Lithium Power Supply LiFePO battery 160 Ah, charger 50 A, inverter 2000 W, booster 45 A. With 165 W solar panel.	55
OP41080	<b>LiFePO battery 100 Ah for NEO</b>	(instead of standard battery)	-15
OP41150	<b>Solar panel 165 W</b>	with solar charge regulator   Position of the solar panel: see roof plan   Additional costs can occur if standard roof fittings have to be placed at a different position (250 EUR net for each element)	26
OP41152	<b>Solar panel 165 W NEO</b>	with solar charge regulator   Position of the solar panel: see roof plan   Additional costs can occur if standard roof fittings have to be placed at a different position (250 EUR net for each element)	26
OP41200	<b>Solar panel 115 W</b>	with solar charge regulator   Position of the solar panel: see roof plan   Additional costs can occur if standard roof fittings have to be placed at a different position (250 EUR net for each element)	13
OP41202	<b>Solar panel 115 W NEO</b>	with solar charge regulator   Position of the solar panel: see roof plan   Additional costs can occur if standard roof fittings have to be placed at a different position (250 EUR net for each element)	13
OP41250	<b>Inverter</b>	1700   - input voltage 12 Volt DC   - output voltage 230 Volt   - continuous output 1700 W   - connection to all 230 V sockets	9
OP41252	<b>Inverter NEO</b>	1700   - input voltage 12 Volt DC   - output voltage 230 Volt   - continuous output 1700 W     - connection to all 230 V sockets	9
OP41295	<b>Socket pack TITAN NEXT</b>	Installation of 3 x additional 230 V sockets (1x at kitchen, 1x behind the left cab seat, on the outside of the seating bench and 1x in the base of the upper rear cabinet, accessible from the inside, on the right in the direction of travel) and 1x USB behind the left cab seat, on the outside of the seating bench.	2

OP41300	<b>Socket pack for NEO GDK</b>	Installation of 6 x additional 230 V sockets (kitchen, seating group, rear bed left and right, storage compartment near kitchen and rear garage) and 1x 12 V socket (rear garage). See photos for exact positions.	4
OP41301	<b>Additional socket 230V pos. 1</b>	behind the left cab seat, on the outside of the seating bench	1
OP42001	<b>Additional USB socket pos. 1</b>	behind the left cab seat, on the outside of the seating bench	1

**MULTIMEDIA**

OP42530	<b>Speaker system (TITAN)</b>	with high quality speakers. Only in combination with the TITAN Pack.	9
OP42550	<b>Split rear view camera</b>	with double lens and autom. shutter cover, with separate 7 inch monitor	3
OP42552	<b>Rear view camera</b>	with interface for direct connection to the MBUX multi media system of Mercedes (no separate monitor required). Only in combination with MBUX! Due to the design, no guide lines can be displayed.	3
OP42554	<b>Rear view cam NEO</b>	with interface for direct connection to the MBUX multi media system of Mercedes (no separate monitor required). Only in combination with MBUX! Due to the design, no guide lines can be displayed.	3
OP42560	<b>360° camera system</b>	with separate monitor (only possible for A-class)	9
OP42570	<b>360° camera system instead of</b>	rear view camera (only possible for TITAN and PLATIN)	6
OP42600	<b>Back-up help sensor</b>	top + bottom. Please note: Sensors are permanently activated, even when a trailer hitch is installed	2
OP42650	<b>Additional TV socket</b>	12 V / coaxial socket. For future connection of a TV set.   Position: GD layouts: next to the rear beds, on the side where there is no sliding door QD layouts: next to the rear beds, on the right side BD layouts: next to the rear bed, at the front on the right side PLUS layouts: next to the front bed	1
OP42750	<b>LED flatscreen SL-24 inch</b>	DSB with DVB-T2/S2, DVD player, Bluetooth (with movable holder). Additional TV for 2nd TV holder (sleeping area). Only possible in combination with Sat antenna.	6

**AIR CON / HEATING**

OP42800	<b>Trumatic Combi 6 E heating</b>	instead of Combi 6   - Possibility of operation with 230 V / 1,8 KW   - mixed mode gas/230V - 6 KW	4
OP42802	<b>Trumatic Combi 6E heating NEO</b>	instead of Combi 6   - Possibility of operation with 230 V / 1,8 KW   - mixed mode gas/230V - 6 KW	4
OP42900	<b>ALDE warm water heating</b>	(Storage room in wardrobe is restricted, dimensions of the beds may change!)	40
OP43000	<b>Additional ventilator</b>	for emission of warm air   at the front screen (only for A-Class)   Only with ALDE heating or Luxury equipment	8
OP43060	<b>ALDE engine heat exchanger</b>	for pre-heating the engine in the winter or using the heat from the engine to keep the temperature in the living space while driving	5
OP43110	<b>Floor heating</b>	under seating group, only available in combination with option: ALDE warm water heating or Luxury pack (depending on layout)	10
OP43150	<b>Air con Truma Aventa</b>	Cooling capacity 2400 W / heating capacity 1700 W   (Installation position: see roof plan) For the following models with this option the Heki 3 (in addition to the Mini-Hekis) will have a forced ventilation in order to ensure the minimum ventilation openings for the use of gas appliances according to DIN EN 721: 680 PLUS, 740/790 PLUS, 740 GD	36

# Optional extras

Weight in kg

## OTHERS

OP43330

**Tightness warranty extension**

from 7 to 11 years for Thermo Guard Plus (according to the warranty conditions)

0



# Small but significant enough

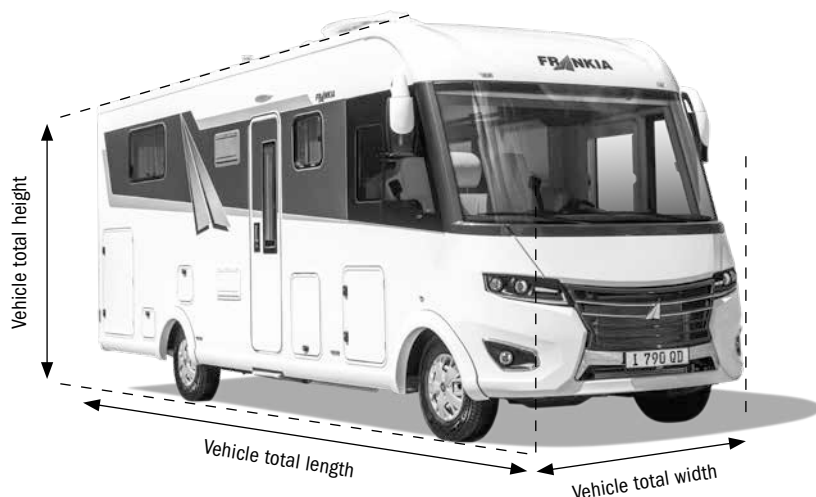
## SIZE SPECIFICATIONS

The **total vehicle length** corresponds to the measurement between the outermost point of the front spoiler and the outermost point of the rear panel (without trailer coupling).

The **total vehicle width** corresponds to the measurement between the outer sides of the exterior walls on both the driver and passenger side without outer mirrors.

The **total vehicle height** may vary with installations and roof options (e.g. skylights, SAT or air conditioning system etc).

The **bed measurements** specified are external measurements. The measurements of the mattresses supplied may differ.



The accessories and original spare parts recommended by FRANKIA have been especially developed for your vehicle and approved by us. Your FRANKIA trading partner supplies these products; they have been informed about the permissible technical details and professionally carry out all necessary work.

Accessories, additions, alterations or fitted components not approved by FRANKIA can lead to damages on the vehicle and compromise road safety. Even if these parts have been approved by an expert, have a parts approval document or certificate, this by no means ensures that the product is of sufficient quality.

Please understand that no liability will be assumed for damages caused by products that have not been approved by FRANKIA, or indeed modifications that were not permitted.

Please note that the prescribed axle loads must be adhered to when fitting special rear attachments such as motorbike brackets, trailer couplings or loading of the rear garage (depending on layout plan).

The prices specified for the optional equipment only have validity as part of new series production. Retrofitting of special optional equipment is sometimes not possible or associated with substantial additional costs.

The total vehicle height may vary with installations and superstructures (e.g. skylights, SAT or air conditioning systems). The number of persons indicated is dependant on weight and axle load. This number can reduce if accessories and optional equipment are installed.

The number of persons specified refers to the weight of the vehicle in production configuration. The optionally selected number of persons is specified

in the registration certificate, which can, nevertheless, only be reached with a weight load increase depending on the model. The technically permissible total mass and the axle loads may not be exceeded. The payload capacity is primarily dependant on the unladen weight. It is reduced by the fitting of accessories and optional equipment. It also presupposes an axle load-dependent distribution of the payload.

The specified mass in running order is defined by Regulation (EU) 1230/2012. It includes, in addition to the mass of the standard equipment of the vehicle when equipped (basic vehicle configuration acc. Directive 2007/46/EC Annex IV or XI), the mass of up to 90 % of the fuel tank capacity (S), the driver (75 kg), tools (6.5 kg), as well as up to 100 % of the filled liquid tanks (fresh-water tank (120 l/150 l) and aluminium gas cylinder(s) (11 kg)). Decisive for the mass of the fresh-water tank is its capacity as described in Appendix V, part A, para 2.6 Fn. (H) Reg (EU) 1230/2012, taking into consideration the movement limitation – if any – based on the amount in litres specified in this technical documentation.

Deviations no more than +/- 5 % in the mass in running order are permissible for production reasons.

In principle, the optional equipment and accessories increase the weight in its roadworthy condition and reduces the possible payload as well as the storage space depending on the model. The maximum permissible vehicle weight and axle loads must be observed when the capacity of the fuel and/or fresh water tank is increased. This applies particularly to optional equipment and accessories. The payload for tank systems modified against the standard design must be obtained by the vehicle owner themselves. The maximum towing capacity depends upon the total weight of the vehicle.

# Bed dimensions

## SD -LAYOUT (I 640)



### Drop-down front bed (L x W)

192 x 140 cm

(Option: Duo-bed 192 x 200 cm)

## SG -LAYOUT (I 680)



### Drop-down front bed (L x W)

192 x 140 cm

(Option: Duo-bed 192 x 200 cm)

## GD -LAYOUT (MT 7 NEO, I / T 7400, I 740, I 790, I 840, I 890, I 790 TITAN, TITAN NEXT, I 840 TITAN, I 890 TITAN, I 7900 PLATIN, I 8400 PLATIN)



### Drop-down front bed

(L x W, only with A-Class vehicles)

192 x 140 cm

(Option: Duo-bed 192 x 200 cm)



### Rear bed area (L x W)

MT 7 GDK NEO:

Left bed: 198 x 80, Right bed: 200 x 80 cm

I/T 7400, I 740:

Left bed: 200 x 80 cm, Right bed: 195 x 80 cm

I 790, TITAN NEXT, I 790 TITAN,

I 7900 PLATIN:

Left bed: 195 x 80 cm, Right bed: 200 x 80 cm

I 8400 PLATIN:

Left bed: 200 x 80 cm, Right bed: 200 x 80 cm

I 840, I 840 TITAN:

Left bed: 205 x 80 cm, Right bed: 205 x 80 cm

I 890, I 890 TITAN:

Left bed: 210 x 80, Right bed: 210 x 80 cm

## BD -LAYOUT (MT 7 NEO)



### Drop-down front bed (L x W)

192 x 140 cm

(Option: Duo-bed 192 x 200 cm)



### Rear transverse bed (L x W)

209 x 140 cm

MT 7 BD NEO:

203 x 140 cm

**QD -LAYOUT (I 790, I 840, I 890 TITAN, I 8400 PLATIN)**



**Drop-down front bed**  
(L x W, only with A-Class vehicles)  
192 x 140 cm  
(Option: Duo-bed 192 x 200 cm)



**Rear bed area (L x W)**  
I 790:  
195 x 140 cm  
I 840, I 8400 PLATIN:  
200 x 160 cm  
I 890 TITAN:  
200 x 160 cm

**PLUS -LAYOUT (COACHBUILT) (A 680, A 740)**



**Coachbuilt bed (L x W)**  
Lengthways bed:  
left and right: 200 x 80 cm



**Standard makeshift bed  
in rear seating area (L x W)**  
A 680: 200 x 170 cm  
A 740: 200 x 195 cm

**PLUS -LAYOUT (I 680, I 7400, I 740, I 840, I 840 TITAN, I 7900 PLATIN, I 8400 PLATIN)**



**Drop-down front bed (L x W)**  
Lengthways bed  
200 x 193 cm



**Standard makeshift bed  
in rear seating area (L x W)**  
I 680:  
200 x 170 cm  
I 7400, I 740, I 7900 PLATIN:  
200 x 195 cm  
I 7900 PLATIN  
optional electric rear drop-down bed:  
200 x 140 cm  
(no makeshift bed if I 7900 PLATIN  
is equipped with rear drop-down bed)  
I 840, I 840 TITAN, I 8400 PLATIN:  
206 x 133 cm

FRANKIA is a PILOTE Group company

FRANKIA-GP GmbH

Bernecker Straße 12 | 95509 Marktschorgast | Germany

Phone: +49 (0)92 27 738-0 | Fax: +49 (0)92 27 738-49

Email: [info@frankia.de](mailto:info@frankia.de)

Experience the world of FRANKIA online:

[www.frankia.com](http://www.frankia.com)

The logo for FRANKIA, featuring the word "FRANKIA" in a bold, sans-serif font. The letter "A" is stylized with a large, dark, triangular shape that points upwards and to the right, partially overlapping the letter "N".